

Signify Classified - Internal
Cooper Lighting Solutions Photometric Lab
1121 Highway 74 South
Peachtree City, GA 30269



Scaled data based on original data using
LM-79-08 Approved Method: Electrical and Photometric Measurements of Solid-
State Lighting Products

Test Report Prepared for
Cooper Lighting Solutions
(formerly Eaton)

Brand: STREETWORKS

Report Number: P868075

Luminaire Tested: **MEM2-HSN-SA-90-730-U-T3-HSS**

Issue Date: 08/21/2024



Test Information

Test Method: LM-79-08
Report Number: P868075
Test Lab: INNOVATION CENTER(G3)
Issue Date: 08/21/2024
Manufacturer: COOPER LIGHTING SOLUTIONS (FORMERLY EATON)
Product Line: STREETWORKS
Catalog Number: MEM2-HSN-SA-90-730-U-T3-HSS
Description: EPIC MODERN SHORT HOUSING DISCRETE LED ARRAYS 90W 70CRI 3000K
FIXTURE w/ TYPE III DISTRIBUTION OPTIC AND HOUSE SIDE SHIELD
Light Source: (20) 3000K CCT, 70 CRI LEDS
Ballast/Driver: ELECTRONIC DRIVER

Summary

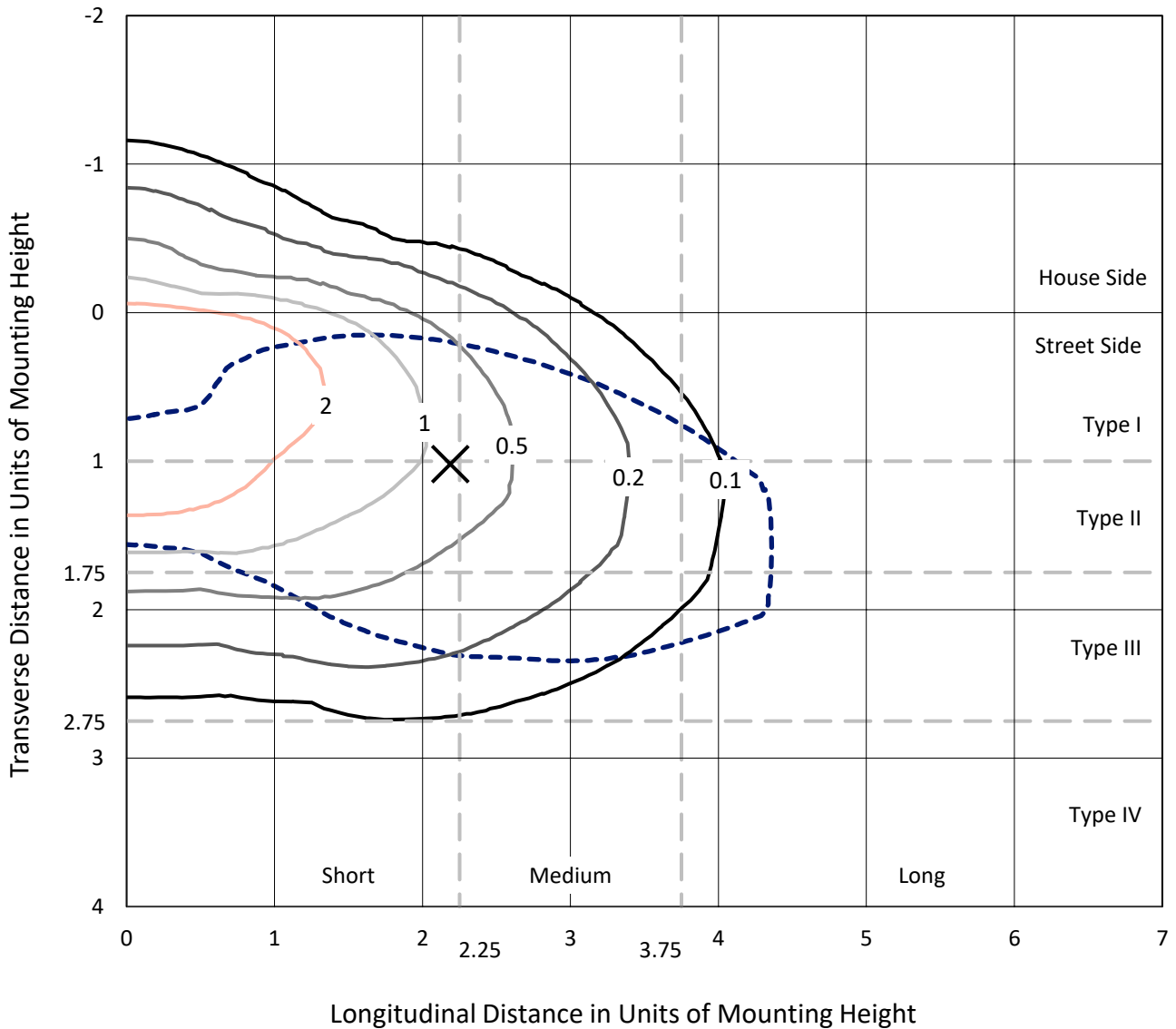
Lumens per Lamp: N/A
Luminaire Lumens: 8459.8 lumens
Efficiency: N/A
Efficacy: 94.0 lumens/watt
Luminous Opening: Rectangular (W 0.67' x L: 0.33' x H: 0')
IES Classification: Type III - Short
BUG Rating: B1 - U0 - G2

Input Watts (W): 90
Input Voltage (V): 120
Input Current (A_{in}): NR
Voltage Rise (V): NR
Power Factor: 0.99
Total Harmonic Distortion (THDi): 6.20%
Frequency (hertz): 60
Stabilization Time: NR
Operation Time: NR
Ambient Temperature (°C): NR
Test Distance: 24 FT

REPORT NUMBER: P868075
 CATALOG NUMBER: MEM2-HSN-SA-90-730-U-T3-HSS

Iso-Footcandle Lines of Horizontal Illumination

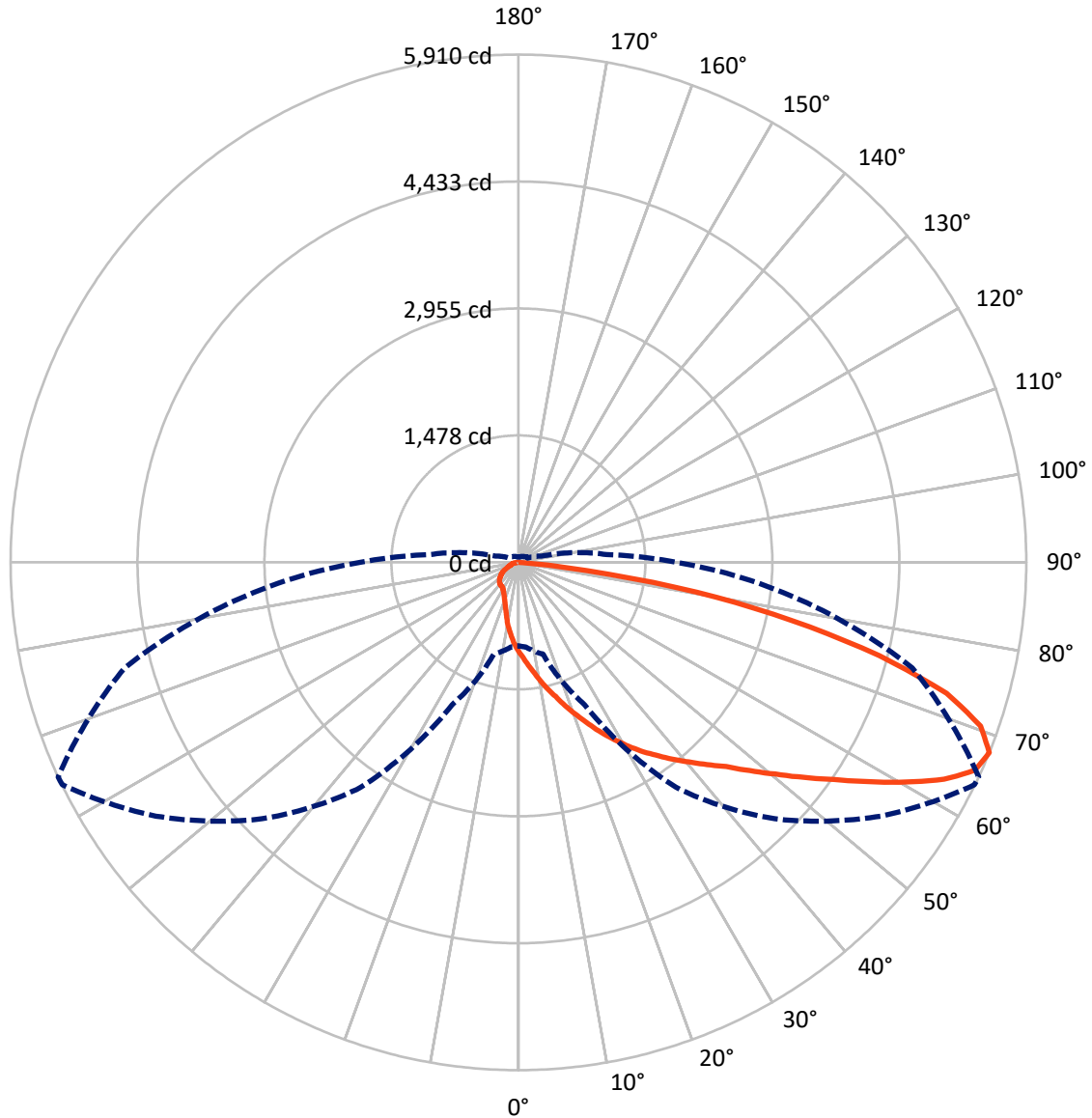
✕ Max cd
 - - - 1/2 Max cd



Based on 20 foot mounting height. Maximum calculated value = 4.8 fc
 Type III - Short - N/A

REPORT NUMBER: P868075
CATALOG NUMBER: MEM2-HSN-SA-90-730-U-T3-HSS

Luminous Intensity Polar Plot



— Vertical Plane Through 65-Deg Lateral - - - Horizontal Cone Through 67.5-Deg Vertical

REPORT NUMBER: P868075
 CATALOG NUMBER: MEM2-HSN-SA-90-730-U-T3-HSS

FLUX DISTRIBUTION:

		Downward	Upward	Total
House Side	Lumens	823.4	0.0	823.4
	% Fixture	9.7	0.0	9.7
Street Side	Lumens	7636.4	0.0	7636.4
	% Fixture	90.3	0.0	90.3
Total	Lumens	8459.8	0.0	8459.8
	% Fixture	100.0	0.0	100.0

Coefficient of Utilization

ZONAL LUMENS:

Zone	Lumens	% Fixture
0°-10°	102.3	1.2
10°-20°	339.5	4.0
20°-30°	617.8	7.3
30°-40°	956.1	11.3
40°-50°	1445.4	17.1
50°-60°	1880.4	22.2
60°-70°	1855.0	21.9
70°-80°	1129.1	13.3
80°-90°	134.2	1.6
90°-100°	0.0	0.0
100°-110°	0.0	0.0
110°-120°	0.0	0.0
120°-130°	0.0	0.0
130°-140°	0.0	0.0
140°-150°	0.0	0.0
150°-160°	0.0	0.0
160°-170°	0.0	0.0
170°-180°	0.0	0.0
0°-90°	8459.8	100.0
0°-180°	8459.8	100.0



REPORT NUMBER: P868075

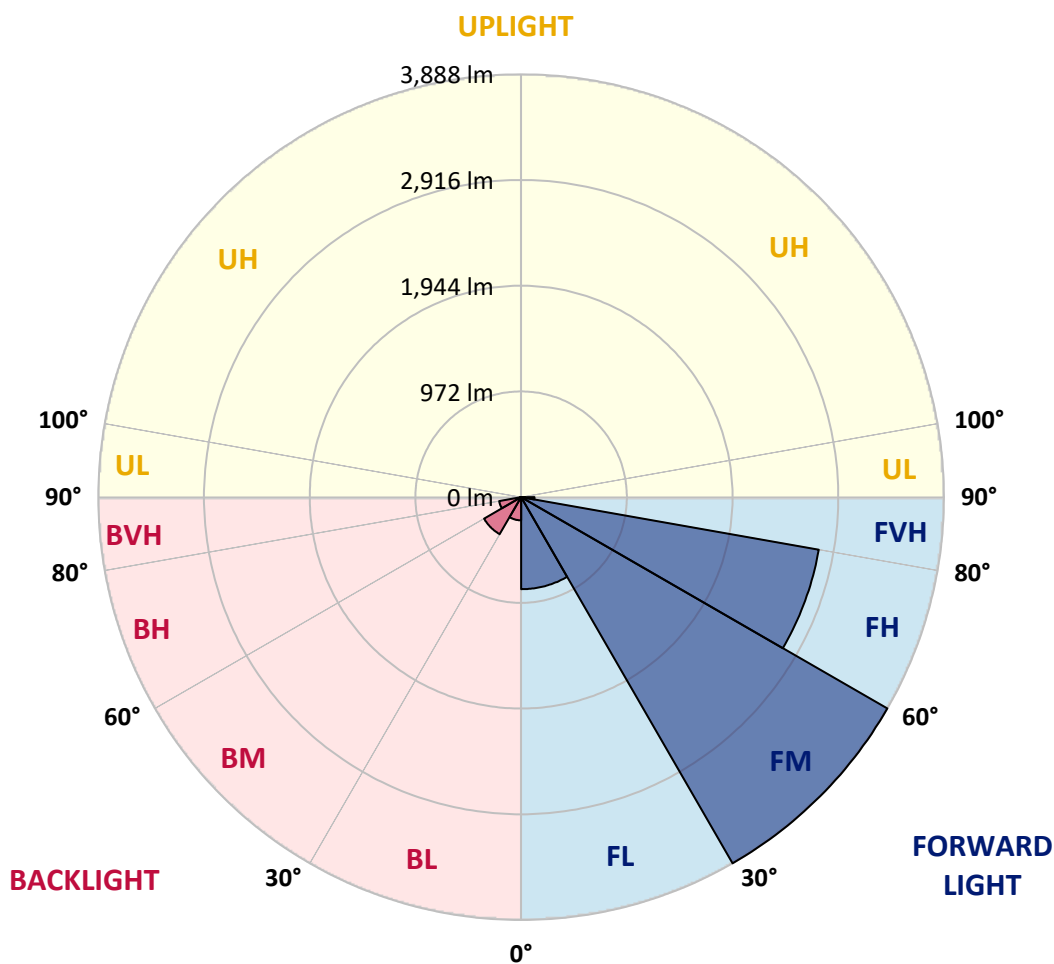
CATALOG NUMBER: MEM2-HSN-SA-90-730-U-T3-HSS

LUMINAIRE CLASSIFICATION SYSTEM LUMEN TABLE AND BUG RATING:

Zone	Lumens	% Fixture	Zone Rating/Lumen Limit		
			B	U	G
FL (0°-30°)	846.5	10.0			
FM (30°-60°)	3888.1	46.0			
FH (60°-80°)	2779.1	32.9			G2/5000
FVH (80°-90°)	122.7	1.5			G2/225
BL (0°-30°)	213.1	2.5	B1/500		
BM (30°-60°)	393.8	4.7	B1/1000		
BH (60°-80°)	205.0	2.4	B1/500		G1/500
BVH (80°-90°)	11.5	0.1			G1/100
UL (90°-100°)	0.0	0.0		U0/0	
UH (100°-180°)	0.0	0.0		U0/0	

BUG Rating: B1-U0-G2

Type III Short





REPORT NUMBER: P868075

CATALOG NUMBER: MEM2-HSN-SA-90-730-U-T3-HSS

CANDELA DISTRIBUTION (FULL):

	0°	5°	15°	25°	35°	45°	55°	64°	65°	75°	85°
0°	1045.4	1045.4	1045.4	1045.4	1045.4	1045.4	1045.4	1045.4	1045.4	1045.4	1045.4
2.5°	1221.6	1211.9	1219.2	1202.3	1183.0	1168.5	1139.5	1115.4	1113.0	1088.8	1062.3
5°	1455.8	1424.4	1426.8	1393.0	1352.0	1308.5	1262.6	1202.3	1202.3	1144.3	1084.0
7.5°	1665.8	1661.0	1639.2	1586.1	1537.9	1470.3	1385.8	1308.5	1291.6	1202.3	1108.1
10°	1868.6	1861.4	1842.0	1801.0	1718.9	1644.1	1537.9	1422.0	1400.2	1272.3	1137.1
12.5°	2030.3	2032.8	2011.0	1977.2	1904.8	1815.5	1675.5	1530.6	1511.3	1339.9	1166.1
15°	2172.8	2170.4	2165.5	2136.6	2066.6	1984.5	1820.3	1651.3	1619.9	1412.3	1195.0
17.5°	2281.4	2276.6	2266.9	2242.8	2209.0	2129.3	1972.4	1779.3	1752.7	1496.8	1228.8
20°	2312.8	2310.4	2310.4	2327.3	2312.8	2264.5	2124.5	1912.1	1883.1	1586.1	1274.7
22.5°	2370.8	2368.3	2365.9	2382.8	2392.5	2387.7	2266.9	2047.2	2020.7	1689.9	1332.6
25°	2445.6	2440.8	2433.5	2450.4	2462.5	2491.5	2409.4	2206.6	2175.2	1810.7	1390.6
27.5°	2544.6	2549.4	2539.7	2537.3	2537.3	2554.2	2534.9	2349.0	2320.1	1926.5	1458.2
30°	2674.9	2682.2	2665.3	2653.2	2631.5	2629.1	2633.9	2508.4	2467.3	2052.1	1528.2
32.5°	2802.9	2810.1	2800.5	2783.6	2728.1	2706.3	2725.6	2643.6	2617.0	2189.7	1617.5
35°	2906.7	2923.6	2923.6	2889.8	2812.6	2800.5	2831.9	2776.3	2757.0	2351.4	1723.7
37.5°	3046.7	3056.4	3046.7	2984.0	2887.4	2901.9	2950.2	2916.4	2904.3	2525.3	1849.3
40°	3346.1	3358.2	3295.4	3145.7	2991.2	3008.1	3092.6	3073.3	3054.0	2696.7	1965.2
42.5°	3763.8	3734.8	3722.7	3389.5	3150.5	3140.9	3247.1	3220.6	3218.1	2870.5	2071.4
45°	4039.0	4048.6	3988.3	3672.0	3486.1	3305.1	3418.5	3408.9	3389.5	3046.7	2199.3
47.5°	4229.7	4208.0	4058.3	3906.2	3942.4	3519.9	3609.2	3633.4	3621.3	3247.1	2356.3
50°	4309.4	4287.6	4188.7	4087.3	4130.7	3766.2	3804.8	3884.5	3872.4	3449.9	2489.0
52.5°	4210.4	4183.8	4191.1	4217.6	4195.9	3959.3	4046.2	4171.8	4157.3	3686.5	2643.6
55°	3580.3	3650.3	3920.7	4191.1	4183.8	4106.6	4304.5	4488.0	4459.0	3932.7	2776.3
57.5°	2887.4	2926.0	3268.8	4000.3	4145.2	4229.7	4599.1	4826.0	4816.3	4179.0	2897.1
60°	2295.9	2337.0	2597.7	3604.4	4055.9	4357.6	4900.8	5200.2	5190.5	4427.7	2984.0
62.5°	1825.1	1825.1	2056.9	3034.7	3884.5	4432.5	5139.9	5576.8	5559.9	4628.0	3005.7
65°	1313.3	1330.2	1504.1	2440.8	3606.8	4413.2	5255.7	5844.8	5835.1	4741.5	2959.8
67.5°	970.5	989.8	1105.7	1830.0	3196.4	4220.0	5149.5	5905.2	5910.0	4743.9	2810.1
70°	758.1	762.9	849.8	1272.3	2619.4	3790.3	4751.2	5704.8	5704.8	4625.6	2588.0
72.5°	577.0	581.8	656.7	866.7	1929.0	3133.6	4154.9	5173.6	5209.9	4311.8	2259.7
75°	446.6	456.3	507.0	622.9	1209.5	2228.3	3413.7	4236.9	4335.9	3703.4	1861.4
77.5°	345.2	354.9	395.9	456.3	704.9	1373.7	2399.7	3167.4	3256.8	2916.4	1436.5
80°	277.6	282.5	309.0	342.8	427.3	707.4	1465.4	2081.0	2107.6	1982.1	951.2
82.5°	128.0	137.6	166.6	188.3	212.5	328.3	625.3	770.1	803.9	787.0	391.1
85°	14.5	14.5	16.9	19.3	21.7	33.8	43.5	38.6	38.6	45.9	41.0
87.5°	0.0	0.0	0.0	2.4	4.8	4.8	7.2	7.2	7.2	7.2	7.2
90°	0.0	0.0	0.0	0.0	0.0	0.0	0.0	0.0	0.0	0.0	0.0



REPORT NUMBER: P868075

CATALOG NUMBER: MEM2-HSN-SA-90-730-U-T3-HSS

CANDELA DISTRIBUTION (continued):

	90°	95°	105°	115°	125°	135°	145°	155°	165°	175°	180°
0°	1045.4	1045.4	1045.4	1045.4	1045.4	1045.4	1045.4	1045.4	1045.4	1045.4	1045.4
2.5°	1047.8	1030.9	999.5	972.9	948.8	924.6	912.6	883.6	876.4	881.2	864.3
5°	1052.6	1018.8	953.6	893.3	842.6	794.3	753.2	709.8	700.1	685.6	678.4
7.5°	1059.8	1009.1	907.7	813.6	736.3	666.3	615.6	581.8	555.3	548.0	545.6
10°	1069.5	997.1	857.0	738.7	632.5	560.1	514.2	490.1	480.4	473.2	475.6
12.5°	1076.7	985.0	808.8	654.3	550.4	485.3	463.5	444.2	439.4	437.0	437.0
15°	1086.4	972.9	750.8	579.4	480.4	441.8	420.1	412.8	412.8	410.4	410.4
17.5°	1098.5	963.3	702.5	521.5	439.4	403.2	393.5	383.9	383.9	383.9	381.4
20°	1122.6	958.4	659.1	473.2	403.2	379.0	364.5	357.3	354.9	352.5	352.5
22.5°	1146.7	958.4	610.8	437.0	379.0	352.5	338.0	330.7	328.3	328.3	328.3
25°	1180.5	956.0	572.2	405.6	357.3	325.9	311.4	304.2	299.4	299.4	296.9
27.5°	1219.2	956.0	538.4	381.4	333.2	301.8	284.9	277.6	270.4	270.4	268.0
30°	1257.8	960.9	509.4	362.1	309.0	280.0	258.3	248.7	243.8	241.4	241.4
32.5°	1308.5	975.3	490.1	347.6	287.3	258.3	236.6	226.9	222.1	219.7	219.7
35°	1385.8	1011.6	492.5	340.4	272.8	239.0	217.3	205.2	202.8	202.8	200.4
37.5°	1467.8	1045.4	499.7	335.6	258.3	224.5	202.8	190.7	188.3	188.3	188.3
40°	1537.9	1074.3	509.4	333.2	246.2	210.0	190.7	181.1	176.2	176.2	176.2
42.5°	1607.9	1091.2	511.8	325.9	239.0	198.0	181.1	171.4	166.6	169.0	169.0
45°	1677.9	1103.3	504.6	316.3	231.8	188.3	171.4	161.8	156.9	156.9	156.9
47.5°	1762.4	1129.8	492.5	301.8	226.9	181.1	161.8	152.1	149.7	149.7	149.7
50°	1846.9	1151.6	482.8	284.9	214.9	171.4	154.5	142.4	140.0	140.0	140.0
52.5°	1916.9	1161.2	470.8	263.1	202.8	161.8	144.9	132.8	128.0	128.0	128.0
55°	1970.0	1163.6	453.9	246.2	185.9	152.1	135.2	123.1	118.3	115.9	115.9
57.5°	2013.5	1161.2	437.0	229.3	171.4	140.0	123.1	113.5	106.2	103.8	103.8
60°	2037.6	1154.0	412.8	207.6	152.1	128.0	113.5	101.4	96.6	94.2	94.2
62.5°	2023.1	1134.7	379.0	173.8	137.6	115.9	103.8	94.2	86.9	84.5	84.5
65°	1955.5	1096.1	335.6	142.4	123.1	103.8	94.2	84.5	74.8	72.4	72.4
67.5°	1837.2	1030.9	277.6	120.7	113.5	94.2	84.5	74.8	67.6	62.8	62.8
70°	1673.0	944.0	217.3	103.8	101.4	86.9	77.3	67.6	60.4	55.5	55.5
72.5°	1438.9	801.5	161.8	89.3	89.3	79.7	70.0	62.8	55.5	50.7	50.7
75°	1163.6	606.0	123.1	82.1	79.7	72.4	62.8	55.5	50.7	45.9	45.9
77.5°	849.8	403.2	101.4	74.8	74.8	65.2	57.9	50.7	45.9	43.5	43.5
80°	516.6	231.8	72.4	57.9	57.9	55.5	48.3	43.5	41.0	36.2	33.8
82.5°	210.0	89.3	38.6	29.0	29.0	26.6	16.9	14.5	14.5	14.5	12.1
85°	21.7	14.5	9.7	7.2	7.2	7.2	4.8	4.8	4.8	4.8	4.8
87.5°	7.2	7.2	4.8	4.8	4.8	4.8	2.4	2.4	2.4	2.4	2.4
90°	0.0	0.0	0.0	0.0	0.0	0.0	0.0	0.0	0.0	0.0	0.0

LM-79-2019: Approved Method: Electrical and Photometric Measurements of Solid-
State Lighting Products

Report Prepared for

Cooper Lighting Solutions

Streetworks

Report Number: SP1-2407-157-4

Test Date: 08/07/2024

Luminaire Tested: MEM2-HTN-SA-30-730-U-5WQ-2

Data in this report applies to families of products including MEM2-HTN-SA-30-730-U-5WQ-2

Test Information

Test Method: LM-79-2019
 Report Number: SP1-2407-157-4
 Test Lab: COOPER LIGHTING SOLUTIONS
 Photometer: SP1 - 76IN SPHERE
 Measurement Geometry: 4π
 Issue Date: 08/20/2024
 Manufacturer: COOPER LIGHTING SOLUTIONS
 Product Line: Streetworks
 Catalog Number: **MEM2-HTN-SA-30-730-U-5WQ-2**
 Description: Epic Modern Light Square 30W 5WQ Optic and Flare Trim

Spectral Parameters

CCT (K): 3057
 CIE u': 0.2487
 CIE v': 0.5199
 Duv: -0.0002
 CIE x: 0.4326
 CIE y: 0.4020
 CIE z: 0.1654
 Peak Wavelength (nm): 593
 Dominant Wavelength (nm): 582
 Purity: 50.50735
 Rf: 74.6
 Rg: 94

CRI (Ra):	71.7		
R1:	68.1	R9:	-34.8
R2:	82.0	R10:	58.5
R3:	93.5	R11:	62.5
R4:	67.5	R12:	47.5
R5:	67.2	R13:	70.7
R6:	74.9	R14:	96.4
R7:	77.4	R15:	60.0
R8:	43.1		



Test Conditions

Stabilization Time: 21M
 Operation Time: 1H 21M
 Sphere Temperature (°C): 24.2

REPORT NUMBER: SP1-2407-157-4

Measurement and Test Equipment			
Instrument	Identification Number	Calibration Date	Calibration Due Date
Photometer	IN0058	6/18/2024	12/18/2024
Power Meter	INXT2011004	2/8/2024	2/8/2025
AC Power Source	IN0063	10/24/2023	10/24/2024
DC Power Source	IN0208	10/24/2023	10/24/2024
Sphere Thermometer	IN0085	10/24/2023	10/24/2024
Room Thermometer	IN0046	10/24/2023	10/24/2024

REPORT NUMBER: SP1-2407-157-4

CIE 1931 Chromaticity Diagram



CIE 1931 Chromaticity Diagram with 2017 ANSI 7-Step and 4-Step Quadrangles



Point lies inside the ANSI 3000K 4-step quadrangle

REPORT NUMBER: SP1-2407-157-4

Photopic Flux vs. Wavelength



Photopic Lumens: NR

λ (nm)	Power W [^] /nm	Lumens (ϕ /nm)	λ (nm)	Power W [^] /nm	Lumens (ϕ /nm)	λ (nm)	Power W [^] /nm	Lumens (ϕ /nm)	λ (nm)	Power W [^] /nm	Lumens (ϕ /nm)	λ (nm)	Power W [^] /nm	Lumens (ϕ /nm)
360	0	NR	490	104	NR	620	818	NR	750	20	NR	880	1	NR
365	0	NR	495	135	NR	625	755	NR	755	17	NR	885	0	NR
370	0	NR	500	184	NR	630	691	NR	760	15	NR	890	0	NR
375	0	NR	505	247	NR	635	625	NR	765	13	NR	895	0	NR
380	0	NR	510	309	NR	640	561	NR	770	11	NR	900	0	NR
385	0	NR	515	369	NR	645	499	NR	775	9	NR	905	0	NR
390	0	NR	520	419	NR	650	441	NR	780	8	NR	910	0	NR
395	0	NR	525	460	NR	655	388	NR	785	7	NR	915	0	NR
400	1	NR	530	492	NR	660	338	NR	790	6	NR	920	0	NR
405	3	NR	535	524	NR	665	294	NR	795	5	NR	925	0	NR
410	7	NR	540	553	NR	670	253	NR	800	4	NR	930	0	NR
415	15	NR	545	588	NR	675	218	NR	805	4	NR	935	0	NR
420	31	NR	550	625	NR	680	188	NR	810	3	NR	940	0	NR
425	60	NR	555	670	NR	685	161	NR	815	3	NR	945	0	NR
430	107	NR	560	723	NR	690	139	NR	820	3	NR	950	0	NR
435	183	NR	565	780	NR	695	118	NR	825	2	NR	955	0	NR
440	289	NR	570	837	NR	700	100	NR	830	2	NR	960	0	NR
445	460	NR	575	894	NR	705	85	NR	835	2	NR	965	0	NR
450	646	NR	580	942	NR	710	73	NR	840	1	NR	970	0	NR
455	561	NR	585	976	NR	715	62	NR	845	1	NR	975	0	NR
460	331	NR	590	998	NR	720	53	NR	850	1	NR	980	0	NR
465	238	NR	595	1000	NR	725	45	NR	855	1	NR	985	0	NR
470	178	NR	600	990	NR	730	39	NR	860	1	NR	990	0	NR
475	120	NR	605	962	NR	735	33	NR	865	1	NR	995	0	NR
480	96	NR	610	925	NR	740	28	NR	870	1	NR	1000	0	NR
485	95	NR	615	873	NR	745	24	NR	875	1	NR			

REPORT NUMBER: SP1-2407-157-4

Scotopic Flux vs. Wavelength



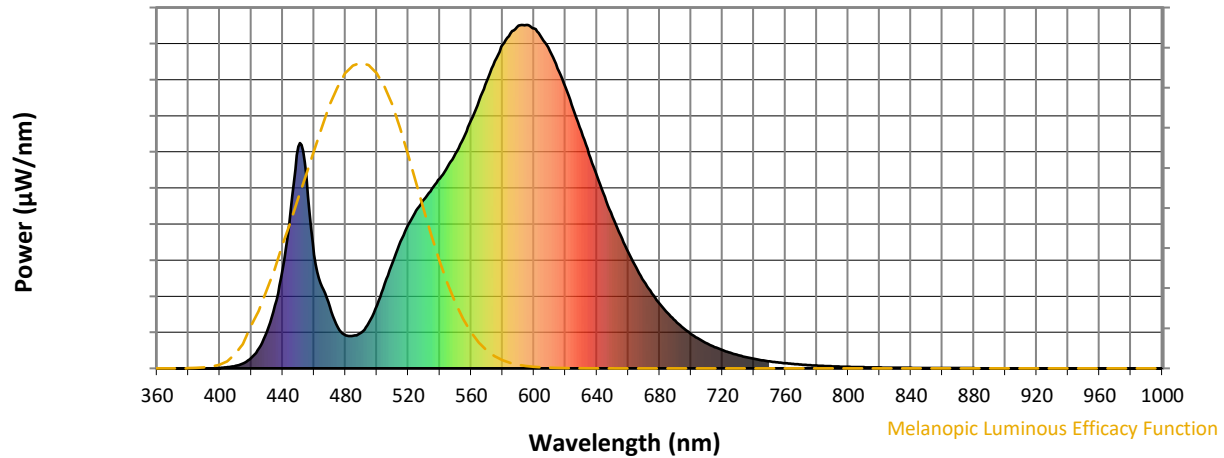
Scotopic Lumens: NR

S/P: 1.23

λ (nm)	Power W [^] /nm	Lumens (ϕ /nm)	λ (nm)	Power W [^] /nm	Lumens (ϕ /nm)	λ (nm)	Power W [^] /nm	Lumens (ϕ /nm)	λ (nm)	Power W [^] /nm	Lumens (ϕ /nm)	λ (nm)	Power W [^] /nm	Lumens (ϕ /nm)
360	0	NR	490	104	NR	620	818	NR	750	20	NR	880	1	NR
365	0	NR	495	135	NR	625	755	NR	755	17	NR	885	0	NR
370	0	NR	500	184	NR	630	691	NR	760	15	NR	890	0	NR
375	0	NR	505	247	NR	635	625	NR	765	13	NR	895	0	NR
380	0	NR	510	309	NR	640	561	NR	770	11	NR	900	0	NR
385	0	NR	515	369	NR	645	499	NR	775	9	NR	905	0	NR
390	0	NR	520	419	NR	650	441	NR	780	8	NR	910	0	NR
395	0	NR	525	460	NR	655	388	NR	785	7	NR	915	0	NR
400	1	NR	530	492	NR	660	338	NR	790	6	NR	920	0	NR
405	3	NR	535	524	NR	665	294	NR	795	5	NR	925	0	NR
410	7	NR	540	553	NR	670	253	NR	800	4	NR	930	0	NR
415	15	NR	545	588	NR	675	218	NR	805	4	NR	935	0	NR
420	31	NR	550	625	NR	680	188	NR	810	3	NR	940	0	NR
425	60	NR	555	670	NR	685	161	NR	815	3	NR	945	0	NR
430	107	NR	560	723	NR	690	139	NR	820	3	NR	950	0	NR
435	183	NR	565	780	NR	695	118	NR	825	2	NR	955	0	NR
440	289	NR	570	837	NR	700	100	NR	830	2	NR	960	0	NR
445	460	NR	575	894	NR	705	85	NR	835	2	NR	965	0	NR
450	646	NR	580	942	NR	710	73	NR	840	1	NR	970	0	NR
455	561	NR	585	976	NR	715	62	NR	845	1	NR	975	0	NR
460	331	NR	590	998	NR	720	53	NR	850	1	NR	980	0	NR
465	238	NR	595	1000	NR	725	45	NR	855	1	NR	985	0	NR
470	178	NR	600	990	NR	730	39	NR	860	1	NR	990	0	NR
475	120	NR	605	962	NR	735	33	NR	865	1	NR	995	0	NR
480	96	NR	610	925	NR	740	28	NR	870	1	NR	1000	0	NR
485	95	NR	615	873	NR	745	24	NR	875	1	NR			

REPORT NUMBER: SP1-2407-157-4

Melanopic Flux vs. Wavelength



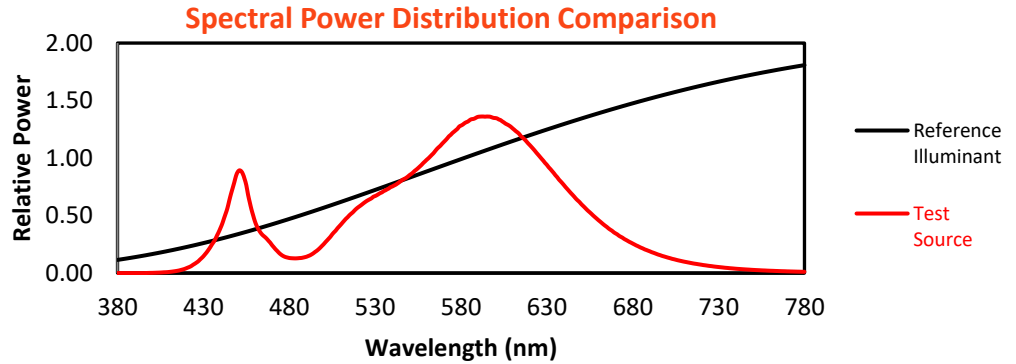
Melanopic Lumens: NR

M/P: 2.27

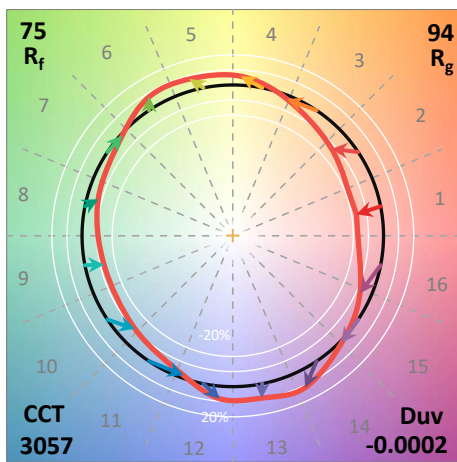
λ (nm)	Power W [^] /nm	Lumens (φ/nm)	λ (nm)	Power W [^] /nm	Lumens (φ/nm)	λ (nm)	Power W [^] /nm	Lumens (φ/nm)	λ (nm)	Power W [^] /nm	Lumens (φ/nm)	λ (nm)	Power W [^] /nm	Lumens (φ/nm)
360	0	NR	490	104	NR	620	818	NR	750	20	NR	880	1	NR
365	0	NR	495	135	NR	625	755	NR	755	17	NR	885	0	NR
370	0	NR	500	184	NR	630	691	NR	760	15	NR	890	0	NR
375	0	NR	505	247	NR	635	625	NR	765	13	NR	895	0	NR
380	0	NR	510	309	NR	640	561	NR	770	11	NR	900	0	NR
385	0	NR	515	369	NR	645	499	NR	775	9	NR	905	0	NR
390	0	NR	520	419	NR	650	441	NR	780	8	NR	910	0	NR
395	0	NR	525	460	NR	655	388	NR	785	7	NR	915	0	NR
400	1	NR	530	492	NR	660	338	NR	790	6	NR	920	0	NR
405	3	NR	535	524	NR	665	294	NR	795	5	NR	925	0	NR
410	7	NR	540	553	NR	670	253	NR	800	4	NR	930	0	NR
415	15	NR	545	588	NR	675	218	NR	805	4	NR	935	0	NR
420	31	NR	550	625	NR	680	188	NR	810	3	NR	940	0	NR
425	60	NR	555	670	NR	685	161	NR	815	3	NR	945	0	NR
430	107	NR	560	723	NR	690	139	NR	820	3	NR	950	0	NR
435	183	NR	565	780	NR	695	118	NR	825	2	NR	955	0	NR
440	289	NR	570	837	NR	700	100	NR	830	2	NR	960	0	NR
445	460	NR	575	894	NR	705	85	NR	835	2	NR	965	0	NR
450	646	NR	580	942	NR	710	73	NR	840	1	NR	970	0	NR
455	561	NR	585	976	NR	715	62	NR	845	1	NR	975	0	NR
460	331	NR	590	998	NR	720	53	NR	850	1	NR	980	0	NR
465	238	NR	595	1000	NR	725	45	NR	855	1	NR	985	0	NR
470	178	NR	600	990	NR	730	39	NR	860	1	NR	990	0	NR
475	120	NR	605	962	NR	735	33	NR	865	1	NR	995	0	NR
480	96	NR	610	925	NR	740	28	NR	870	1	NR	1000	0	NR
485	95	NR	615	873	NR	745	24	NR	875	1	NR			

Summary

$R_f = 74.6$
 $R_g = 94$
 $CIE R_a = 71.7$
 $R_9 = -34.8$

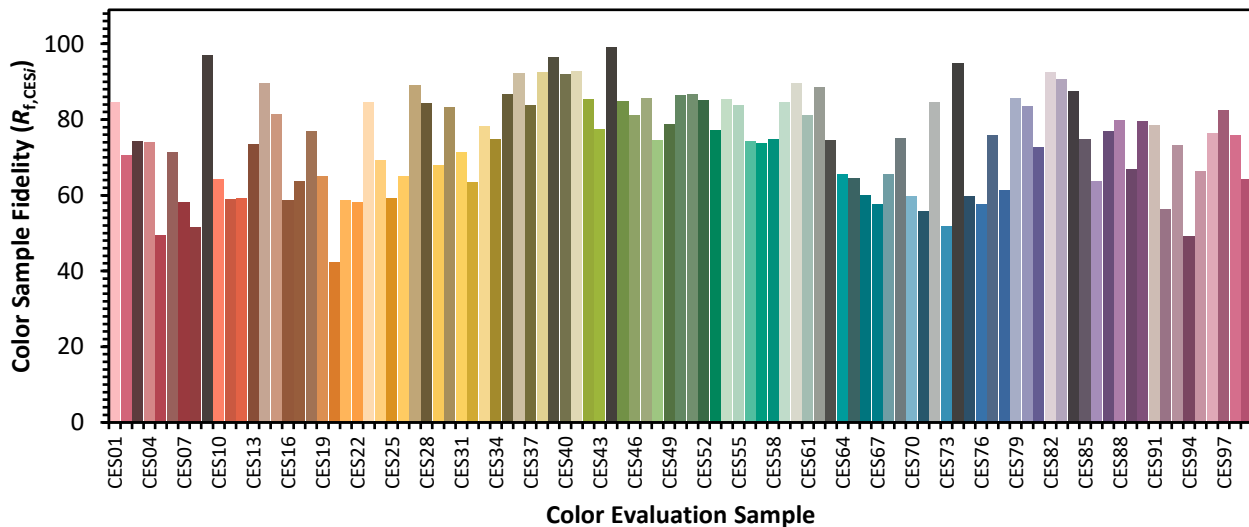


Color Vector Graphics



Individual Sample Fidelity Index ($R_{f,i}$)

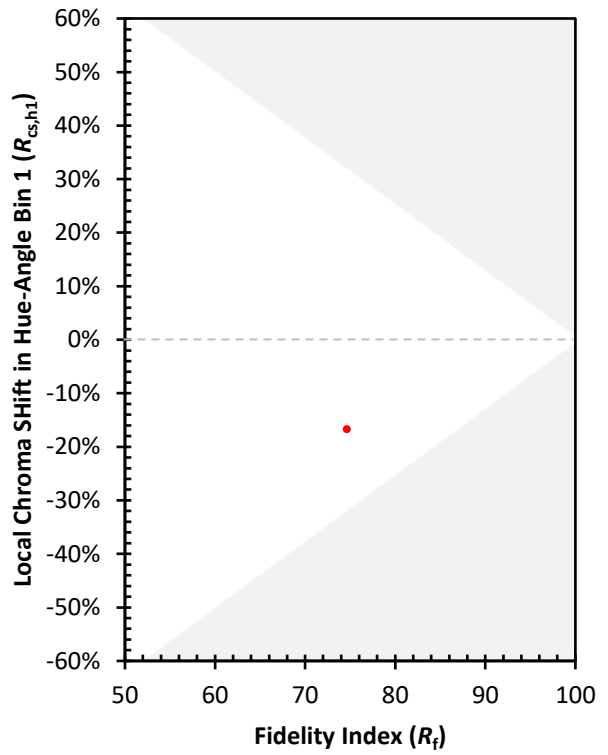
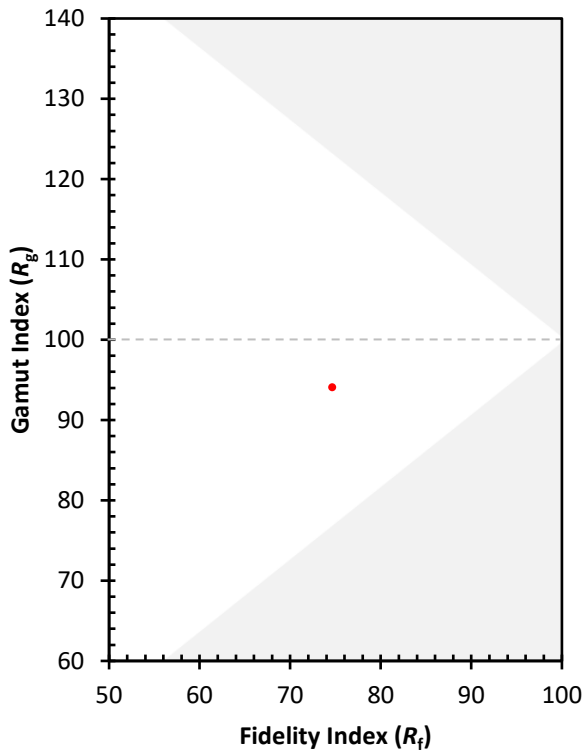
CES01 = 86	CES26 = 65	CES51 = 87	CES76 = 58
CES02 = 62	CES27 = 89	CES52 = 85	CES77 = 76
CES03 = 31	CES28 = 84	CES53 = 77	CES78 = 61
CES04 = 71	CES29 = 68	CES54 = 85	CES79 = 86
CES05 = 49	CES30 = 83	CES55 = 84	CES80 = 83
CES06 = 51	CES31 = 71	CES56 = 74	CES81 = 73
CES07 = 41	CES32 = 64	CES57 = 74	CES82 = 93
CES08 = 40	CES33 = 78	CES58 = 75	CES83 = 91
CES09 = 29	CES34 = 75	CES59 = 85	CES84 = 88
CES10 = 76	CES35 = 87	CES60 = 90	CES85 = 75
CES11 = 59	CES36 = 92	CES61 = 81	CES86 = 64
CES12 = 65	CES37 = 84	CES62 = 89	CES87 = 77
CES13 = 43	CES38 = 92	CES63 = 75	CES88 = 80
CES14 = 74	CES39 = 96	CES64 = 65	CES89 = 67
CES15 = 71	CES40 = 92	CES65 = 64	CES90 = 80
CES16 = 47	CES41 = 93	CES66 = 60	CES91 = 78
CES17 = 50	CES42 = 86	CES67 = 58	CES92 = 56
CES18 = 56	CES43 = 77	CES68 = 66	CES93 = 73
CES19 = 73	CES44 = 99	CES69 = 75	CES94 = 49
CES20 = 66	CES45 = 85	CES70 = 60	CES95 = 66
CES21 = 87	CES46 = 81	CES71 = 56	CES96 = 76
CES22 = 79	CES47 = 86	CES72 = 85	CES97 = 82
CES23 = 92	CES48 = 75	CES73 = 52	CES98 = 76
CES24 = 91	CES49 = 79	CES74 = 95	CES99 = 64
CES25 = 73	CES50 = 86	CES75 = 60	



Color Rendition by Hue-Angle Bin



Measure Comparisons



(END OF REPORT)